

Bee County, Texas

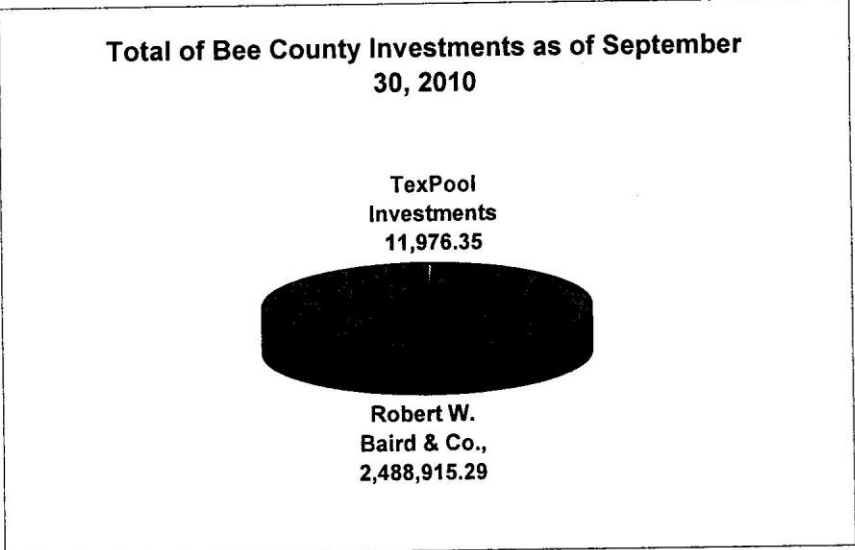
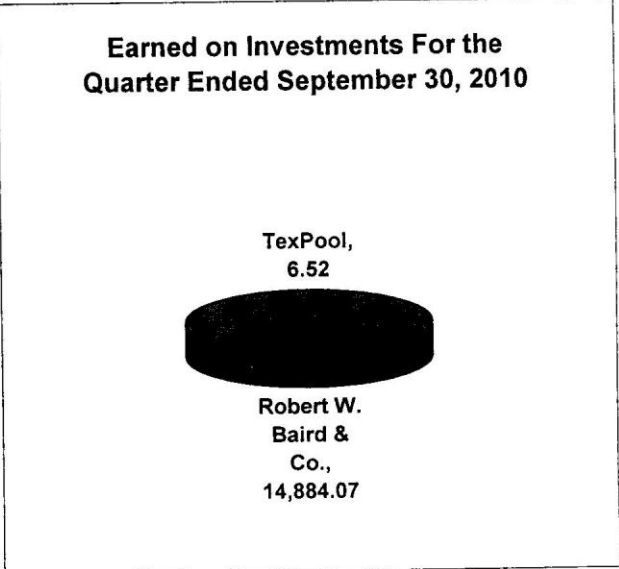
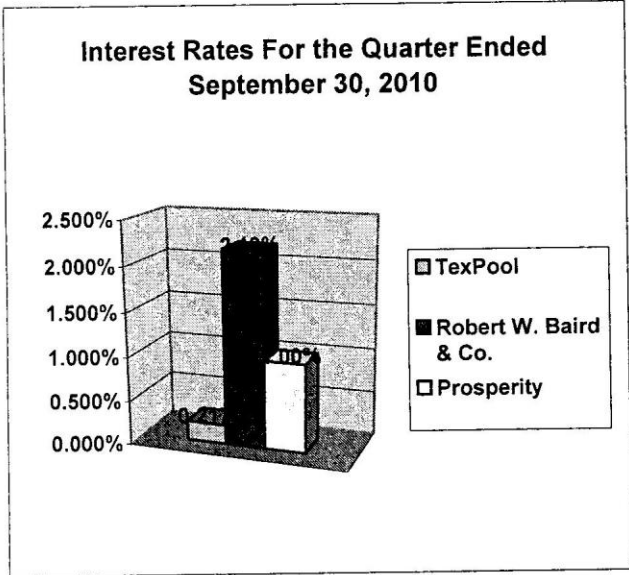
SCHEDULE OF INVESTMENT ACTIVITY

For The Quarter Ending September 30, 2010

Prepared By
County Auditor's Office

**Bee County, Texas
 Schedule of Investment Activity Combined
 For the Quarter Ended September 30, 2010**

Investments	Balance 6/30/2010	Deposits	Withdrawals	Interest	Balance 9/30/2010
TexPool Investments	11,969.83	6.52	0.00	6.52	11,976.35
Robert W. Baird & Co.	2,475,268.64	14,884.07	1,237.42	14,884.07	2,488,915.29
TOTALS	2,487,238.47	14,890.59	1,237.42	14,890.59	2,500,891.64



Blandina Costley
 Blandina V. Costley, Bee County Investment Officer

Bee County, Texas
Schedule of Investment Activity Combined
For the Quarter Ended September 30, 2010


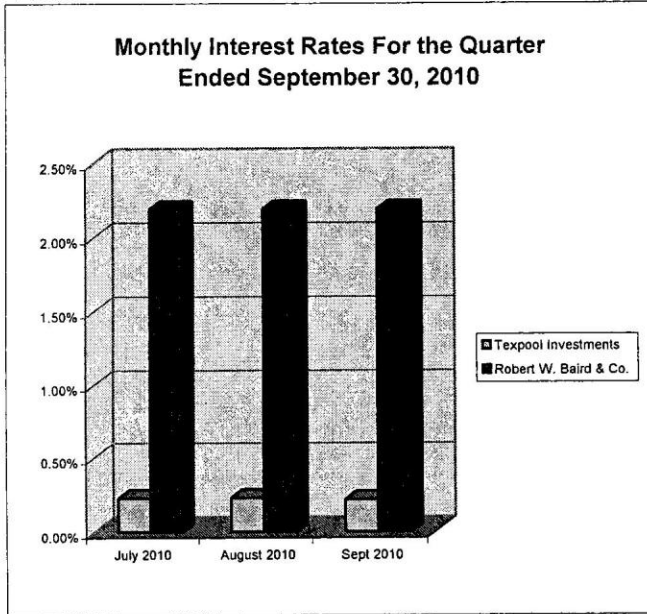
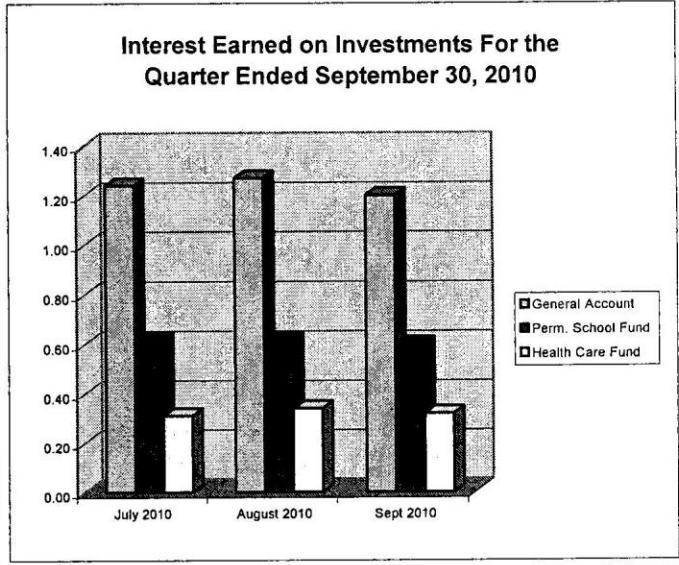
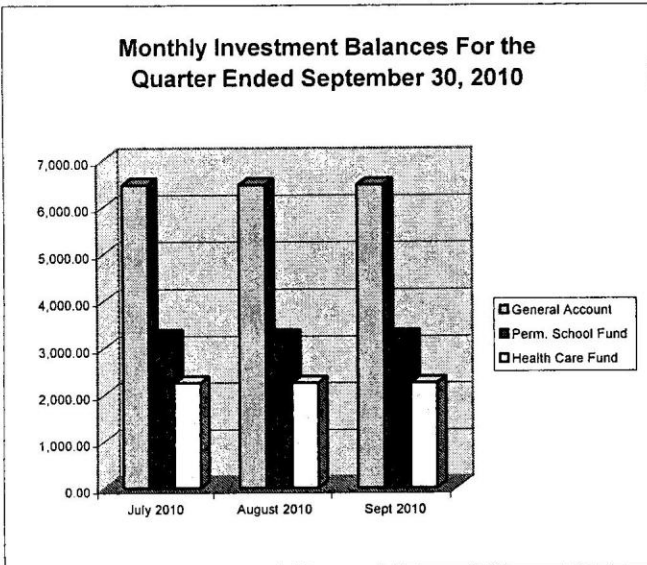
MONTHLY BALANCES	<u>September 2010</u>
TexPool Investments	11,976.35
Robert W. Baird & Co.	2,488,915.29
Total Monthly Balance	<u><u>2,500,891.64</u></u>

INTEREST EARNED	<u>September 2010</u>
TexPool Investments	6.52
Robert W. Baird & Co.	14,884.07
Robert W. Baird & Co. Prof. Services	-1,237.42
Total Monthly Balance	<u><u>13,653.17</u></u>

INTEREST RATES	<u>September 2010</u>
TexPool Investments	0.217%
Robert W. Baird & Co.	2.19%
Prosperity	1.00%

Bee County, Texas
Schedule of Investment Activity Texpool
For the Quarter Ended September 30, 2010

Texpool Investments	Balance 6/30/2010	Deposits	Withdrawals	Interest	Balance 9/30/2010
1. General Account	6,471.87	3.71	0.00	3.71	6,475.58
2. #80 Perm. School Fund	3,248.09	1.84	0.00	1.84	3,249.93
3. #23 & 83 Health Care I & II	2,249.87	0.97	0.00	0.97	2,250.84
TOTALS	11,969.83	6.52	0.00	6.52	11,976.35



Blandina Costley
 Blandina V. Costley, Bee County Investment Officer

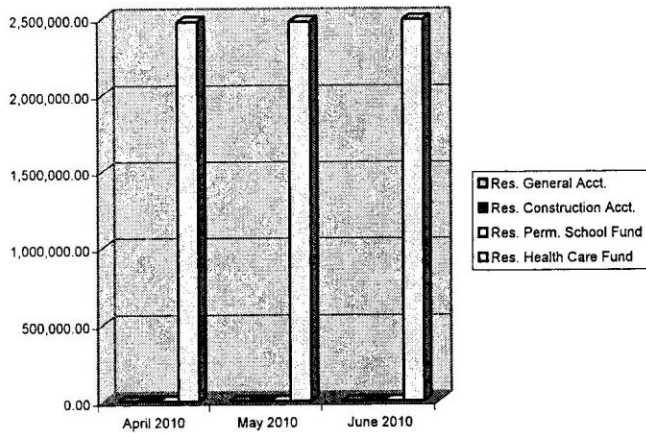
Bee County, Texas
Schedule of Investment Activity Texpool
For the Quarter Ended September 30, 2010

MONTHLY BALANCES	July 2010	August 2010	September 2010
General Account	6,473.11	6,474.38	6,475.58
#80 Permanent School Fund	3,248.71	3,249.33	3,249.93
#23 & #83 Health Care Fund I & II	2,250.18	2,250.52	2,250.84
Total Monthly Balance	11,972.00	11,974.23	11,976.35
INTEREST EARNED	July 2010	August 2010	September 2010
General Account	1.24	1.27	1.20
#80 Permanent School Fund	0.62	0.62	0.60
#23 & #83 Health Care Fund I & II	0.31	0.34	0.32
Total Monthly Balance	2.17	2.23	2.12
INTEREST RATES	July 2010	August 2010	September 2010
TexPool Investments	0.23%	0.23%	0.22%
Robert W. Baird & Co.	2.19%	2.19%	2.19%
GENERAL ACCT INVESTMENTS	July 2010	August 2010	September 2010
General Fund #12	1,168.77	1,169.01	1,169.24
Co. Clerk Records Mgmt Fund #14	128.28	128.31	128.33
Courthouse Security Fund #17	31.94	31.95	31.96
Road & Bridge Fund #20	3,102.45	3,103.06	3,103.64
Special Road Tax Fund #21	22.88	22.88	22.88
Fuel Farm Fund #22	24.40	24.40	24.40
BCRMC Unrestricted Fund #24	0.00	0.00	0.00
Farm to Market Fund #25	20.17	20.17	20.17
Co. Records Management Fund #26	499.59	499.69	499.78
Abandoned Vehicle Fund #30	8.33	8.33	8.33
Law Library Fund #47	222.49	222.53	222.57
Refunding I & S Fund #60	60.13	60.14	60.15
Hillside Drive Improvements Fund #70	0.00	0.00	0.00
Courthouse Renovations Fund #71	226.70	226.74	226.78
Jail Capital Improvements Fund #72	43.93	43.94	43.95
Right of Way Fund #73	258.19	258.24	258.29
Technology Fund #82	98.29	98.31	98.33
Group Health Ins Fund #95	556.57	556.68	556.78
TOTAL GENERAL ACCOUNT INV.	6,473.11	6,474.38	6,475.58

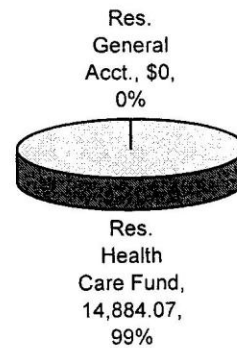
Bee County, Texas
Schedule of Investment Activity Robert W. Baird & Co.
For the Quarter Ended September 30, 2010

Robert W. Baird & Co. Investments	Balance 6/30/2010	Deposits	Withdrawals	Interest	Balance 9/30/2010
Reserve General Account	423.39	0.00	0.00	0.00	423.39
Reserve Construction Account	0.00	0.00	0.00	0.00	0.00
Reserve Permanent School Fund	0.00	0.00	0.00	0.00	0.00
Reserve Health Care Fund	2,474,845.25	14,884.07	1,237.42	14,884.07	2,488,491.90
TOTALS	2,475,268.64	14,884.07	1,237.42	14,884.07	2,488,915.29

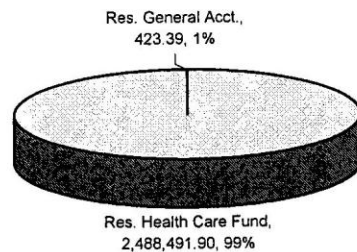
Monthly Investment Balances For the Quarter Ended September 30, 2010



Earned on Investments For the Quarter Ended September 30, 2010



Robert W. Baird & Co. Total Investment as of September 30, 2010



Blandina Costley
 Blandina V. Costley, Bee County Investment Officer

Bee County, Texas
Schedule of Investment Activity Robert W. Baird & Co.
For the Quarter Ended September 30, 2010

MONTHLY BALANCES	July 2010	August 2010	September 2010
Reserve General Account	423.39	423.39	423.39
Reserve Construction Account	0.00	0.00	0.00
Reserve Permanent School Fund	0.00	0.00	0.00
Reserve Health Care Fund	2,474,845.25	2,474,845.25	2,488,491.90
Total Monthly Balance	2,475,268.64	2,475,268.64	2,488,915.29
INTEREST EARNED			September 2010
Reserve General Account			0.00
Reserve Construction Account			0.00
Reserve Permanent School Fund			0.00
Reserve Health Care Fund			14,884.07
General Account Prof Services Fee			0.00
Health Care fund Prof Services Fee			-1,237.42
Total Monthly Balance			13,646.65
INTEREST RATES			September 2010
Robert W. Baird & Co.			2.19%
GENERAL ACCT INVESTMENTS	July 2010	August 2010	September 2010
General Fund #12	423.39	423.39	423.39
Courthouse Security Fund #17	0.00	0.00	0.00
Road & Bridge Fund #20	0.00	0.00	0.00
BCRMC Unrestricted Fund #24	0.00	0.00	0.00
Hillside Drive Improvements Fund #70	0.00	0.00	0.00
Courthouse Renovations Fund #71	0.00	0.00	0.00
Jail Capital Improvements Fund #72	0.00	0.00	0.00
Right of Way Fund #73	0.00	0.00	0.00
Group Health Ins Fund #95	0.00	0.00	0.00
TOTAL GENERAL ACCOUNT INV.	423.39	423.39	423.39

Bee County Health Care Reserve Fund
Quarterly Management Report - Summary Statement of Investment Activity
As of September 30, 2010

	<u>Book Value</u>	<u>Market Value</u>
Value at Beginning of Reporting Period		
Date: 06/30/10	\$2,474,845.26	\$2,502,154.75
Contributions of Funds to Account		
Date:	0.00	0.00
Date:	0.00	0.00
Date:	0.00	0.00
Distributions of Funds from Account		
Date:	0.00	0.00
Date:	0.00	0.00
Date:	0.00	0.00
Value at Beginning as Adjusted	2,474,845.26	2,502,154.75
Interest and Dividends Received this Quarter	14,099.30	14,099.30
Accrued Interest Purchased	0.00	0.00
Accrued Interest at End of Period	10,491.57	10,491.57
Less: Accrued Interest at Beginning of Period	(9,706.80)	(9,706.80)
Bond Premiums Amortized/Discounts Acreated	0.00	0.00
Recognized Gain on Sale(s) or Early Call(s)	0.00	0.00
Recognized Loss on Sale(s)	0.00	0.00
Other Fees or Costs	0.00	0.00
Advisory Fees Paid	(1,237.42)	(1,237.42)
Reverse Unrecognized (Gain) or Loss (Period Beginning)	N/A	(27,309.50)
Unrecognized Gain or (Loss) (Period Ending)	N/A	36,045.07
Value at End of Reporting Period		
Date: 09/30/10	2,488,491.91	2,524,536.97
Change in Value (Period Ending Less Period Beginning)	13,646.65	22,382.22
Days Elapsed during Reporting Period	92	92
Average Daily Change In Value	148.33	243.28
Daily change Multiplied by 365 Days	54,141.59	88,799.01
Weighted Average Daily Balance	2,474,845.26	2,502,154.75
Quarter Ended Annualized Total Return	2.19%	3.55%

Certification: The following persons state affirmatively the following:

- 1) They have jointly prepared and reviewed this Quarterly Management Report; and
- 2) The investment portfolio and this report complies with State of Texas Government

Code Title 10, Section 2256, et. seq. and Bee County Investment Policy.


 Blandina Costley, Bee County Investment Officer


 Joe Carter, Investment Advisor

Bee County General Reserve Fund
Quarterly Management Report - Summary Statement of Investment Activity
As of September 30, 2010

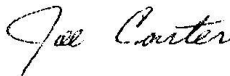
	<u>Book Value</u>	<u>Market Value</u>
Value at Beginning of Reporting Period		
Date: 06/30/10	\$423.39	\$423.39
Contributions of Funds to Account		
Date:	0.00	0.00
Date:	0.00	0.00
Date:	0.00	0.00
Distributions of Funds from Account		
Date:	0.00	0.00
Date:	0.00	0.00
Date:	0.00	0.00
Value at Beginning as Adjusted	423.39	423.39
Interest and Dividends Received this Quarter	0.00	0.00
Accrued Interest Purchased	0.00	0.00
Accrued Interest at End of Period	0.00	0.00
Less: Accrued Interest at Beginning of Period	0.00	0.00
Bond Premiums Amortized/Discounts Acreated	0.00	0.00
Recognized Gain on Sale(s) or Early Call(s)	0.00	0.00
Recognized Loss on Sale(s)	0.00	0.00
Other Fees or Costs	0.00	0.00
Advisory Fees Paid	(0.00)	(0.00)
Reverse Unrecognized (Gain) or Loss (Period Beginning)	N/A	0.00
Unrecognized Gain or (Loss) (Period Ending)	N/A	0.00
Value at End of Reporting Period		
Date: 09/30/10	423.39	423.39
Change in Value (Period Ending Less Period Beginning)	(0.00)	(0.00)
Days Elapsed during Reporting Period	92	92
Average Daily Change In Value	(0.00)	(0.00)
Daily change Multiplied by 365 Days	(0.01)	(0.01)
Weighted Average Daily Balance	423.39	423.39
Quarter Ended Annualized Total Return	0.00%	0.00%

Certification: The following persons state affirmatively the following:

- 1) They have jointly prepared and reviewed this Quarterly Management Report; and
- 2) The investment portfolio and this report complies with State of Texas Government

Code Title 10, Section 2256, et. seq. and Bee County Investment Policy.


 Blandina Costley, Bee County Investment Officer


 Joe Carter, Investment Advisor